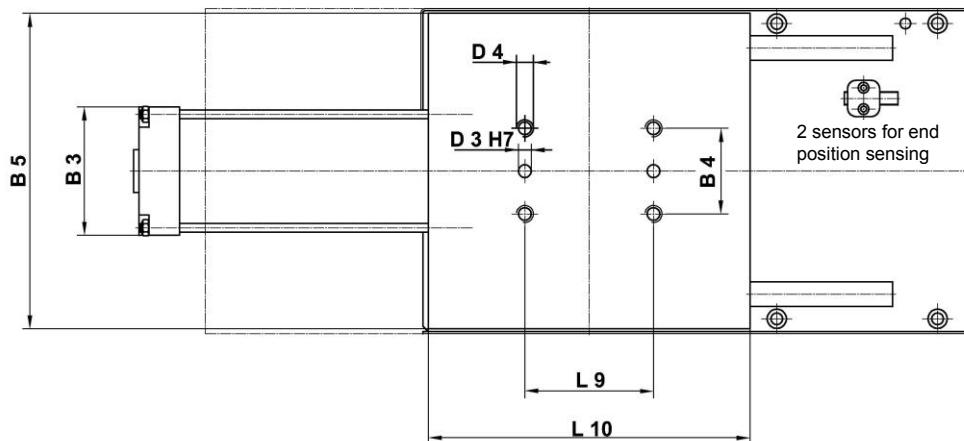
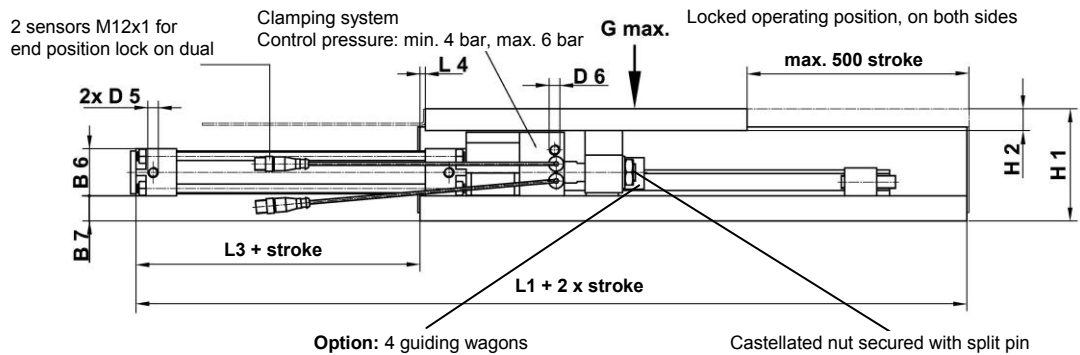
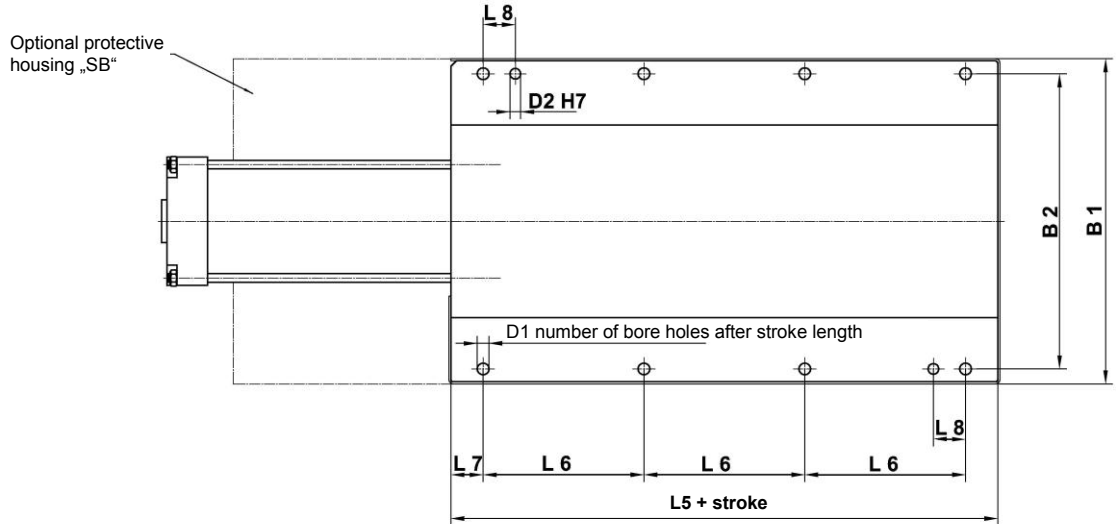


Linear Unit

max. 500 mm stroke, with end position lock on dual,
for horizontal assembly, optionally with protective housing

LE 100/200 VRL



Ordering example:

LE 100 200 T02 4

LE 100: Type
200: Stroke
VRL: Locking mechanism right/left
SB: Option: Protective housing
T02: Sensing system
4: Option: 4 guiding wagons

W max.:

LE 100 = 100 kg
LE 200 = 200 kg

Repeatability: ± 0.1

Special strokes on request.

Ordering example for Tünkers sensing systems:

...T00 Without sensing
...T02 Inductive sensor 24 V, 2 outputs without LED display

For load information see separate data sheet.

*Tolerance for dowel holes ± 0.02 for threaded holes ± 0.1 .

Type	Fast stroke force at 6 bar	Torque M max.	Standard strokes	Weight at stroke 200 ~ (kg)	L1	L3	L4	L5	L6	L7	L8	L9	L10
LE 100 VRL	1.75 kN	100 Nm	100, 200, 300,	30	375	65	5	310	150	30	30	120	300
LE 200 VRL	2.8 kN	300 Nm	400, 500	50	570	70	5	410	180	35	40	150	400

Type	B1	B2	B3	B4	B5	B6	B7	D1 Ø	D2 Ø	D3 Ø	D4	D5	D6	H1	H2
LE 100 VRL	305	276	120	80	300	45	23.5	11	10	12	M16	3/8	M5	105	20.5
LE 200 VRL	405	376	150	100	395	62	27	13	12	12	M20	3/8	G1/8	130	22