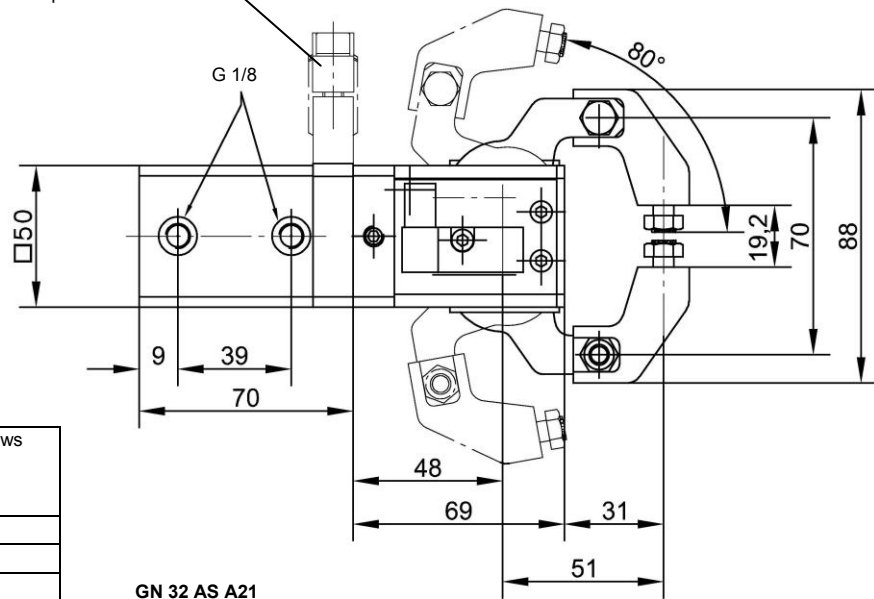
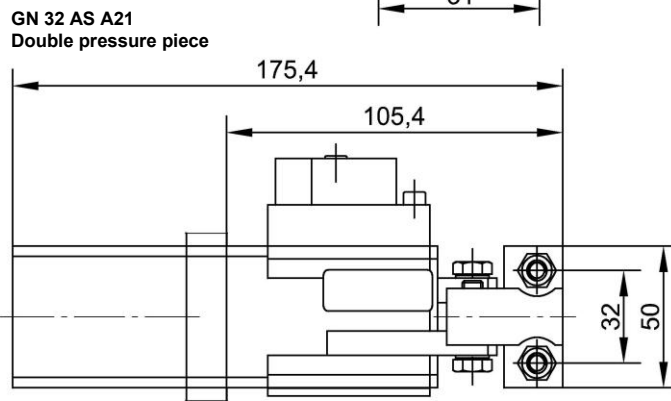
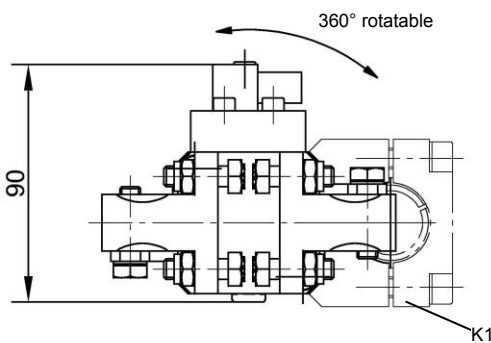


Connection alternatives K1, K2, K3
see separate data sheet



Pressure pieces:

	Number of clamping points 1 = single 2 = double	Clamping screws 0 = without 1 = with
A10	1	0
A11	1	1
A20	2	0
A21	2	1



Ordering example:

GN 32 AS A21 K1 T12R 2x80°

GN 32 AS: Type
A21: Double pressure piece
incl. clamping screws
K1 Connection
T12R Sensing right
(Optional: left) with LED's
2x80°: Opening angle

Standard opening angle:

2x80°

Optional opening angles:

2x15°, 2x30°, 2x45°, 2x60°

Attention: The actual opening angle can be larger by up to 4° depending on arm load and operating pressure.

Clamping force at 5 bar:
approx. 400 N
Holding force: approx. 400 N

Weights in kg:

	GN 32 AS	A11	A21	K1	K2	K3
Pneumatic Gripper	1.1					
Pressure piece		0.26	0.41			
Connection				0.18	0.28	0.22

e.g. GN 32 AS A11 K1 = 1.54 kg