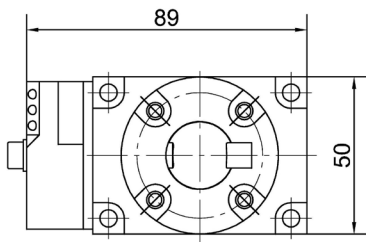
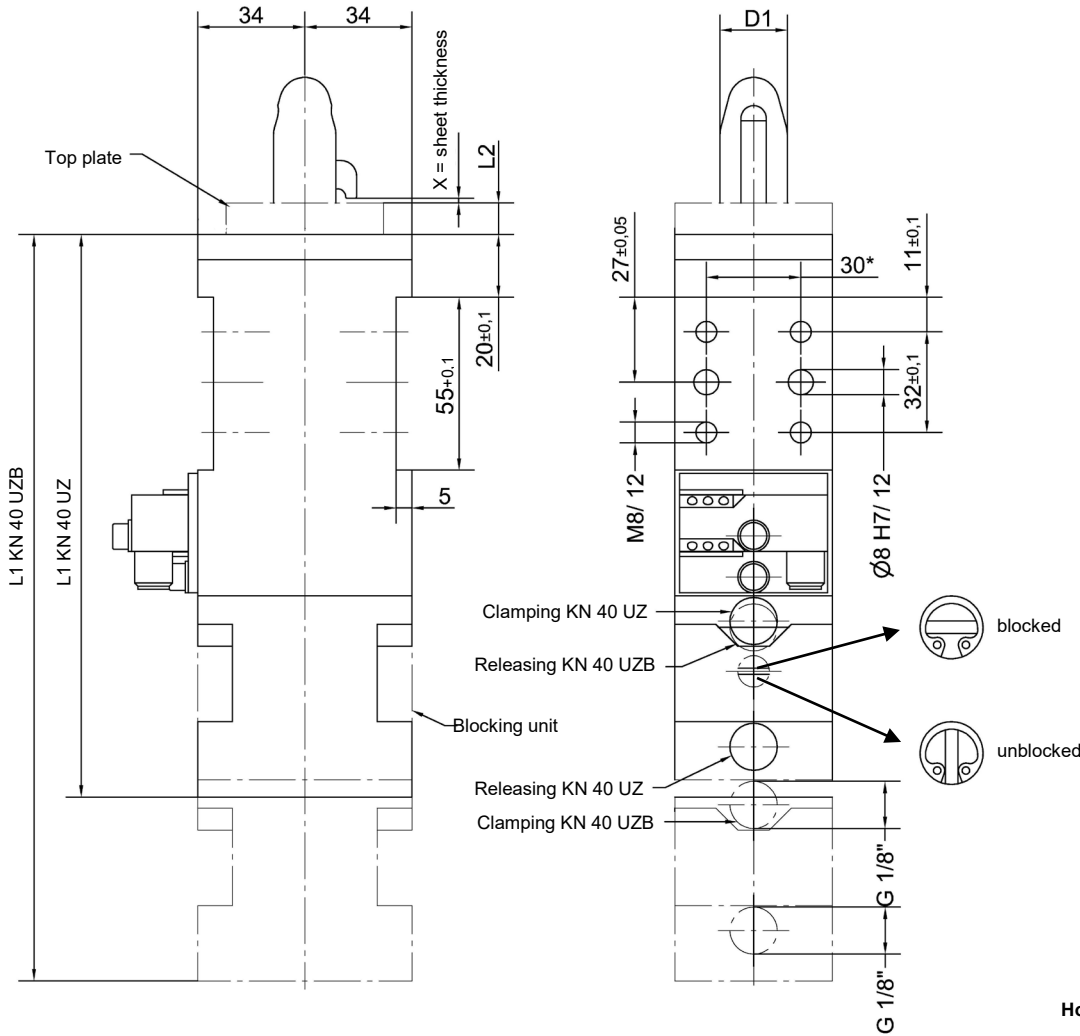


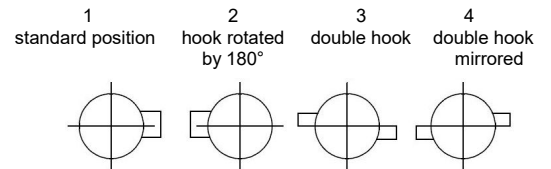
# Underbody Clamp

for positioning and clamping

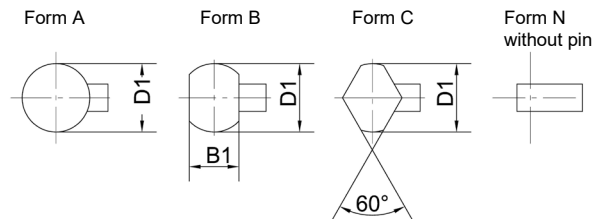
# KN 40 UZ..



### Hook positions



### Pin forms



### Example for request:

KN 40 UZ 1A30\_45 T12 X=4.2

KN 40 UZ:

- 1: Type
- A: Hook position
- 30: Pin form
- 45: Pin diameter „D1“
- T12: Height L2
- X=4.2: Sensing system
- Sheet thickness „X“

### Operation of the blocking unit:

See operating instructions.

Please send your request example to our design office.

After checking your request you will receive an individual article number for the requested Underbody Clamp.

Actual, transferable force (\*\*) depends on pin diameter and geometry of the hook.

### Attention!

External throttle check valves must be provided on assembly. They are not included in the scope of delivery!

\*Tolerance for dowel holes ± 0.02, for threaded holes ± 0.1.

Medium: Air, max. 6 bar, operation permitted with oil-free air.

### Ordering example Tünkens sensing systems:

- ...T00 Without sensing system
- ...T12 Inductive sensor 24 V, 1 output with integrated LEDs

Type	Holding force** at 5 bar max.	Clamping force at 5 bar	Weight ~ (kg)	L1	D1 Pin Ø	L2 Height	X Sheet thickness	B1
KN 40 UZ	420 N	420 N	2.3	179				
KN 40 UZB	1000 N	420 N	2.8	238				