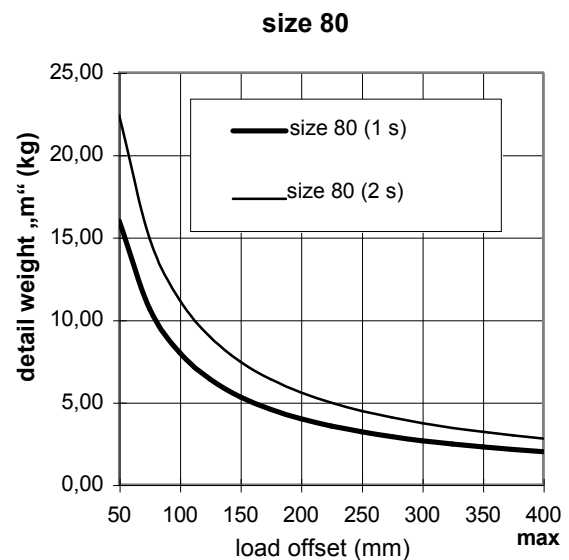
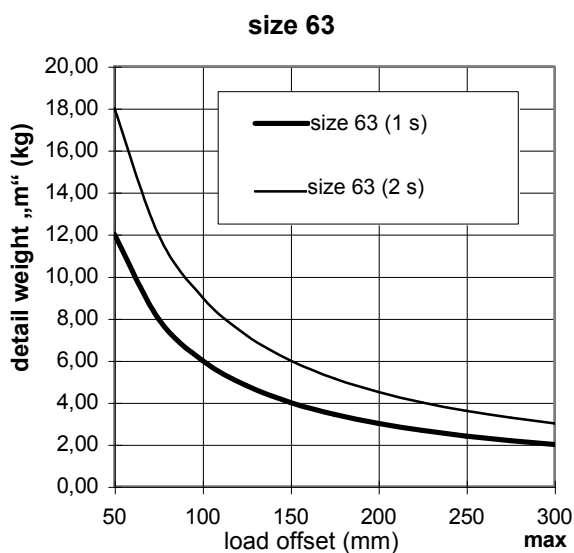
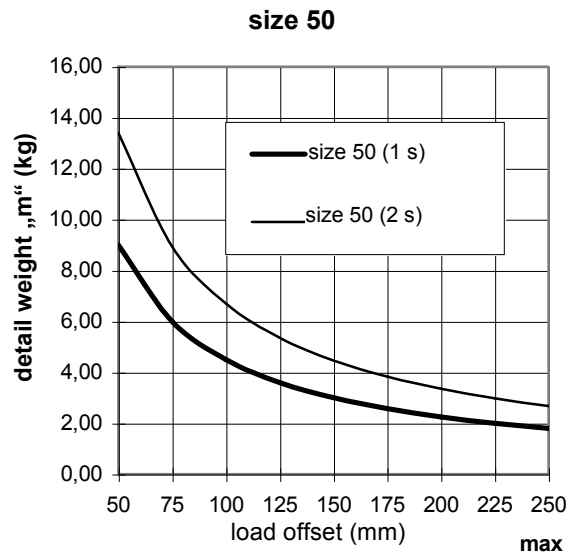
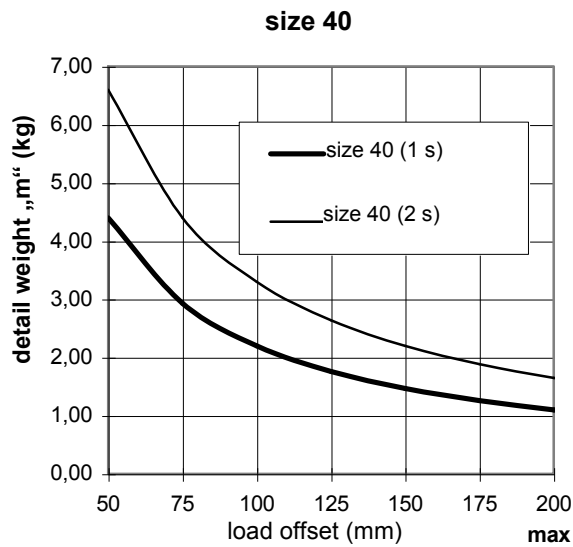


# Allowable clamp arm weight against load offset of the clamp arm

V...

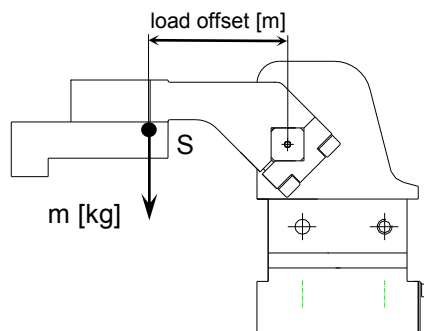
Cylinder with end stop damping



Condition: Cycle time 1 (2) second(s) to open, 1 (2) second(s) to close.

Caution: Operation permitted with external throttle check valves only!

## \* Definition:



S: center of gravity of the complete clamp arm  
m: detail weight

Size	Max. torque by weight	
	Cycle 1 sec.	Cycle 2 sec.
40	2,2 Nm	3,3 Nm
50	4,5 Nm	6,7 Nm
63	6,0 Nm	9,0 Nm
80	8,0 Nm	11,2 Nm